

Koyana Education Society, Patan
Balasaheb Desai College, Patan

Feedback Analysis Committee

Report of
Feedback Analysis on Curriculum
(Student, Teacher, Alumnus and Employer)

Academic Year: 2023-24

Submitted to
Internal Quality Assurance Cell

Feedback Analysis Report

Introduction:

This Feedback Analysis Report provides an in-depth evaluation of the feedback received regarding the curriculum at Balasaheb Desai College, Patan. The purpose of this report is to assess the effectiveness, relevance, and quality of the curriculum in meeting the academic needs of students, preparing them for future challenges, and aligning with industry standards and educational best practices.

The feedback was gathered from students, faculty, and other key stakeholders through online surveys and interviews allowing a diverse range of perspectives to be considered. By analyzing the responses, we aim to identify both the strengths of the current curriculum and areas where improvements could be made to enhance the learning experience and academic outcomes.

The objectives of this report include:

- Evaluating the overall effectiveness of the curriculum in meeting learning objectives and academic standards.
- Identifying any gaps in course content, teaching methodologies, or assessments.
- Understanding student satisfaction with the structure and relevance of the curriculum.
- Gathering suggestions for potential updates or modifications based on feedback from both students and faculty.

This report will offer a comprehensive overview of the feedback, providing valuable insights that can help inform curriculum development and refinement. By acting on these insights, Balasaheb Desai College, Patan aims to ensure that its curriculum remains dynamic, relevant, and responsive to the needs of students, industry trends, and educational advancements.

Methodology:

The methodology used for collecting and analyzing feedback for this report was designed to ensure a comprehensive and accurate assessment of the curriculum. A mixed-methods approach was adopted to capture both quantitative data and qualitative insights from a diverse group of stakeholders, including students, faculty, alumni, and employers. The following steps outline the process undertaken:

The feedback was collected from a representative sample of participants across various disciplines and academic levels. A structured questionnaire is made available on college website. The students enrolled in various programs, as well as faculty members and Alumni are asking to fill a feedback. The survey

included closed-ended questions (e.g., Likert scale ratings, multiple-choice) to quantify satisfaction levels. Every year data was collected during the month of February and March. Filling of feedback is voluntary.

Data from the closed-ended survey questions were analyzed using statistical methods. Descriptive statistics, such as frequencies, percentages, and mean scores, were used to summarize responses. In addition, for better understanding we draw the graphs like bar diagram and pie chart

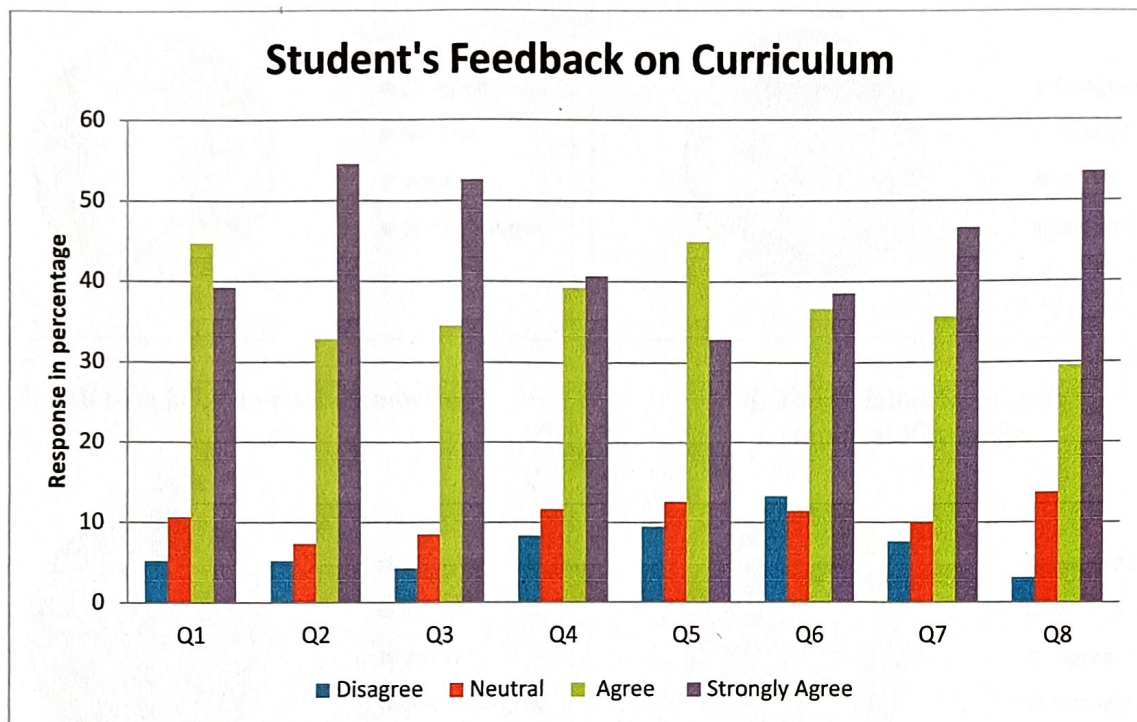
A) Analysis of Students Feedback on Curriculum Design

A Comprehensive analysis of all the questions is shown through tables and diagrams. The feedback received from total 420 students from various programs for the year 2023-24. The four point likert scale is used to analysis of students perception regarding the curriculum in which Likert scale '1' denotes 'Disagree' and '4' denotes 'Strongly Agree'.

TABLE 1

Students' Feedback Analysis for the Academic Year 2023-24

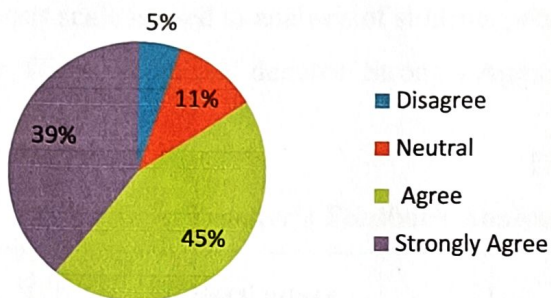
Q. No.	Particulars		Disagree	Neutral	Agree	Strongly Agree
1	The curriculum and syllabus are well organized and easy to follow.	Count	22	45	188	165
		Percentage	5.24	10.71	44.76	39.29
2	Syllabus provides sufficient choices in selecting courses (Elective Subjects).	Count	22	31	138	229
		Percentage	5.24	7.38	32.86	54.52
3	Syllabus helps to create knowledge base.	Count	18	36	145	221
		Percentage	4.29	8.57	34.52	52.62
4	The syllabus focuses on employability skills.	Count	35	49	165	171
		Percentage	8.33	11.67	39.29	40.71
5	Syllabus develops the skills required for getting jobs.	Count	40	53	189	138
		Percentage	9.52	12.62	45	32.86
6	Syllabus is designed to encourage entrepreneurship skills.	Count	56	48	154	162
		Percentage	13.33	11.43	36.67	38.57
7	Syllabus helps to acquire all required skills to work as professional.	Count	32	42	150	196
		Percentage	7.62	10	35.71	46.67
8	Syllabus develops confidence to complete task independently.	Count	13	58	124	225
		Percentage	3.1	13.81	29.52	53.57



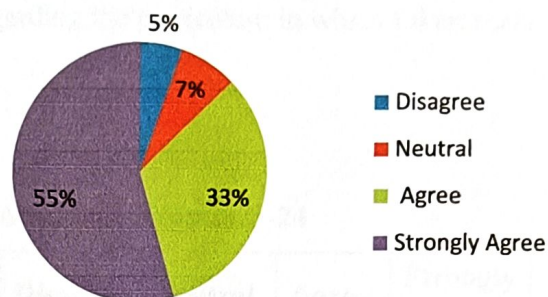

(Dr. S. D. Pawar)
Principal
Balasaheb Desai College, Patan
Tal.- Patan Dist.- Satara

Question wise Analysis

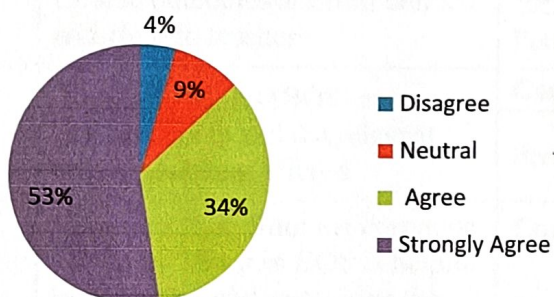
1. The curriculum and syllabus are well organized and easy to follow.



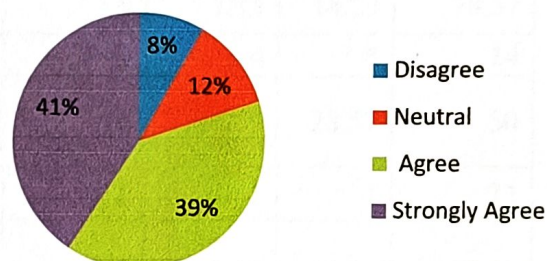
2. Syllabus provides sufficient choices in selecting courses (Elective Subjects).



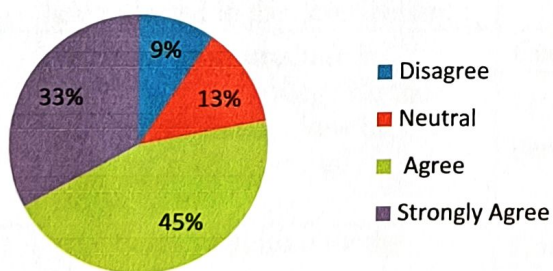
3. Syllabus helps to create knowledge base.



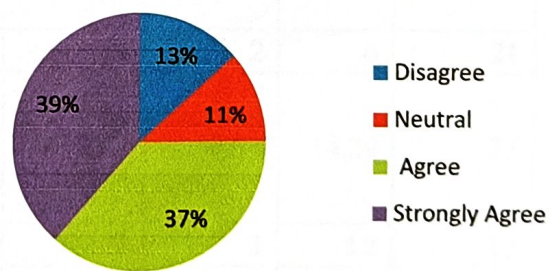
4. The syllabus focuses on employability skills.



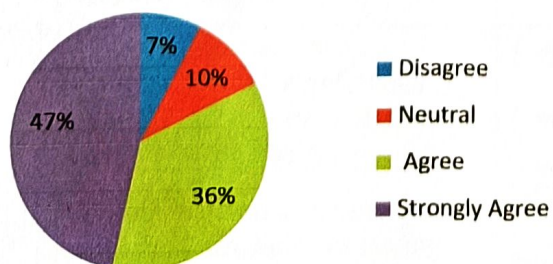
5. Syllabus develops the skills required for getting jobs.



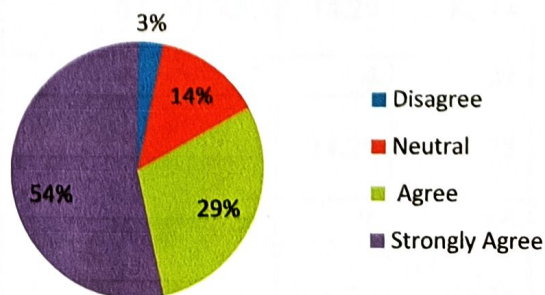
6. Syllabus is designed to encourage entrepreneurship skills.



7. Syllabus helps to acquire all required skills to work as professional.



8. Syllabus develops confidence to complete task independently.



(Dr. S. D. Pawar)
Principal

Balasaheb Desai College, Patan
Tal.- Patan Dist.- Satara

B) Analysis of Teacher's Feedback on Curriculum Design

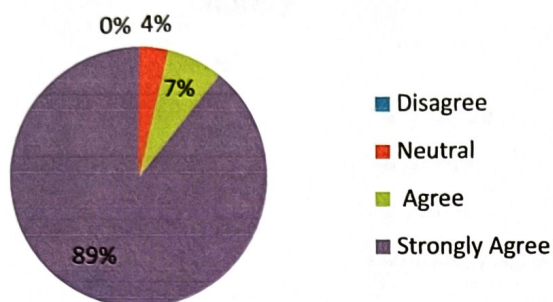
The feedback received from total 28 teachers from various programs for the year 2023-24. The four point likert scale is used to analysis of students perception regarding the curriculum in which Likert scale '1' denotes 'Disagree' and '4' denotes 'Strongly Agree'.

TABLE 2
Teacher's Feedback Analysis for the Academic Year 2023-24

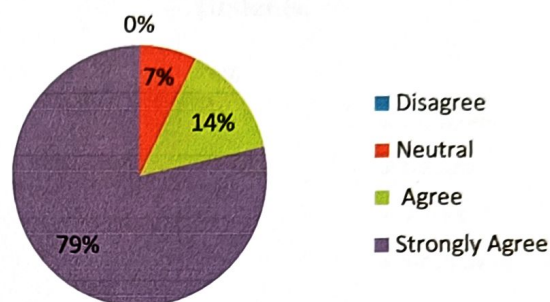
Q. No.	Particulars		Disagree	Neutral	Agree	Strongly Agree
1	The curriculum of your subject has been updated from time to time.	Count	0	1	2	25
		Percentage	0	3.57	7.14	89.29
2	Course outcomes are well defined and clear to teachers	Count	0	2	4	22
		Percentage	0	7.14	14.29	78.57
3	Board of Studies (BOS) ensures that up to date and the relevant courses is being offered	Count	2	4	8	14
		Percentage	7.14	14.29	28.57	50
4	Representation from the corporate / Industry sector in BOS is helpful in designing and improving the courses.	Count	1	1	4	22
		Percentage	3.57	3.57	14.29	78.57
5	Employability & Cross-cutting issues (Professional Ethics, Gender, Human Values, Environment and Sustainability) are reflected in the curriculum.	Count	2	3	5	18
		Percentage	7.14	10.71	17.86	64.29
6	Adequate Infrastructure is available in the college for the Curriculum transactions in different modes(face to face/online).	Count	1	2	4	21
		Percentage	3.57	7.14	14.29	75
7	The System followed by the University for the design and development of the curriculum is effective.	Count	2	2	12	12
		Percentage	7.14	7.14	42.86	42.86
8	Faculty Orientations programs for the introduction of the new Syllabus is organized.	Count	0	1	4	23
		Percentage	0	3.57	14.29	82.14
9	The books/journals etc. Prescribed/ listed as reference materials in the new syllabus are available in the library.	Count	1	2	4	21
		Percentage	3.57	7.14	14.29	75
10	Freedom is given in adopting new techniques/ strategies of testing and assessment of students.	Count	2	1	7	18
		Percentage	7.14	3.57	25	64.29

Question wise Analysis

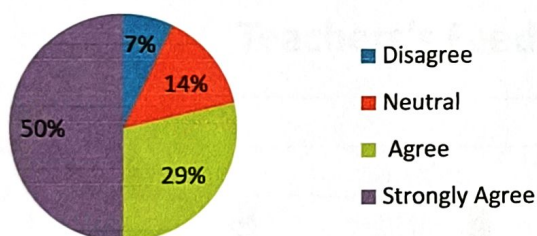
1. The curriculum of your subject has been updated from time to time.



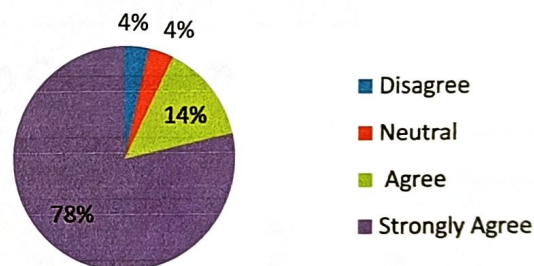
2. Course outcomes are well defined and clear to teachers



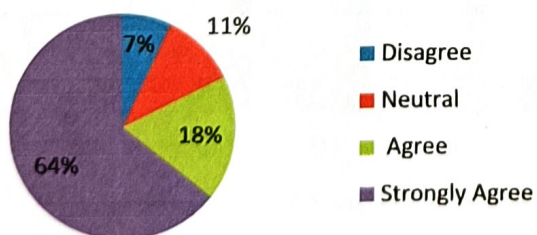
3. Board of Studies (BOS) ensures that up to date and the relevant courses is being offered



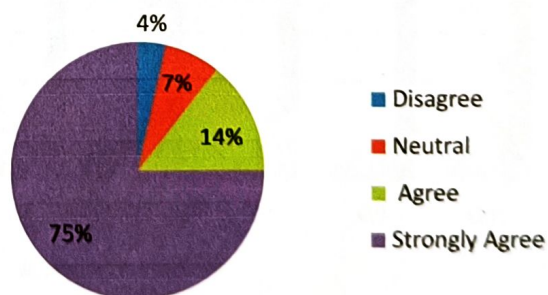
4. Representation from the Industry sector in BOS is helpful in designing and improving the courses.



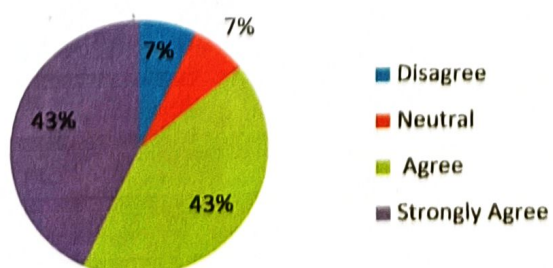
5. Adequate Infrastructure is available in the college for the Curriculum transactions



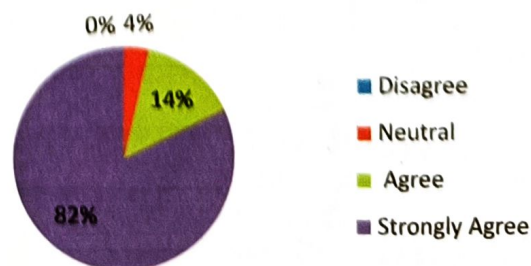
6. Employability & Cross-cutting issues are reflected in the curriculum.



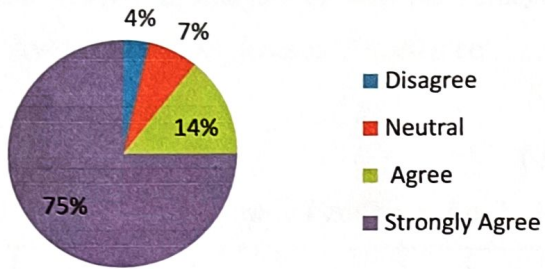
7. The System followed by the University for curriculum is effective.



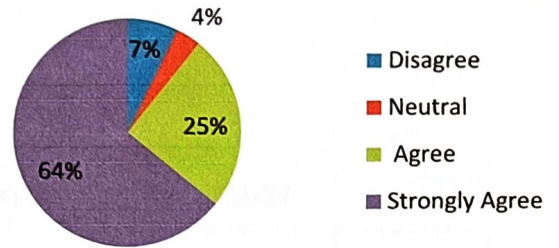
8. Faculty Orientations programs for the introduction of the new Syllabus is organized.



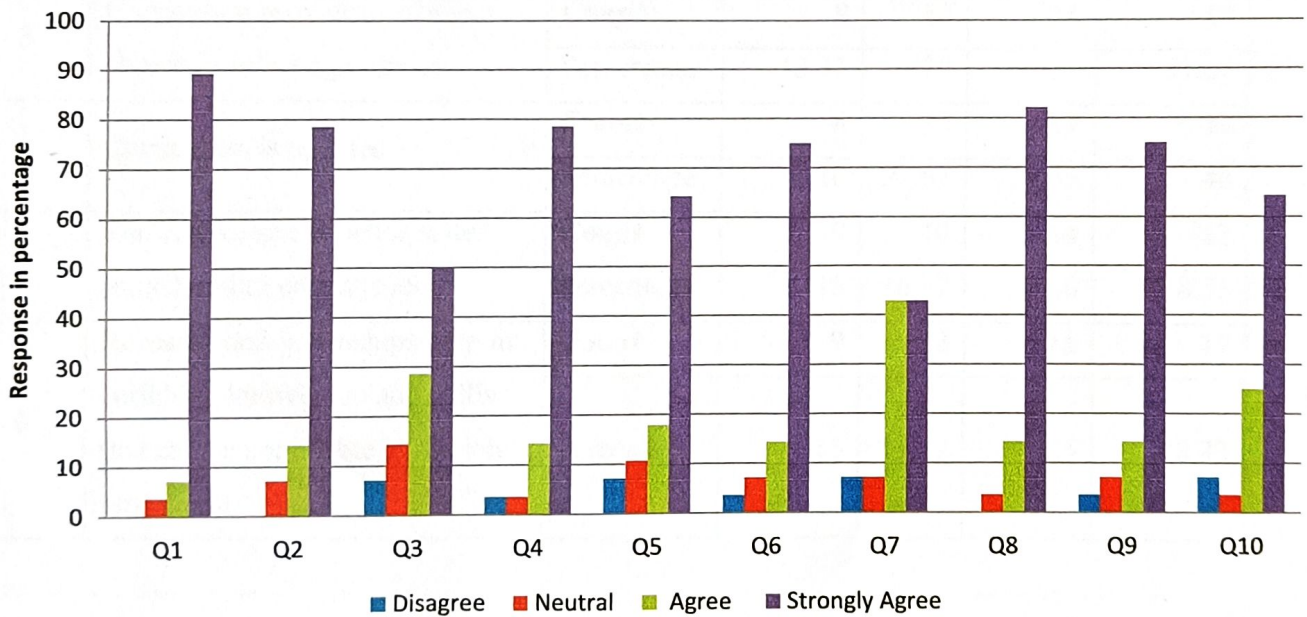
9. The books/journals etc. listed in the new syllabus are available in the library.




10. Freedom is given in adopting new techniques of testing and assessment of students.



Teachers's Feedback on Curriculum




(Dr. S. D. Pawar)
 Principal
 Balasaheb Desai College, Patan
 Tal.- Patan Dist.- Satara

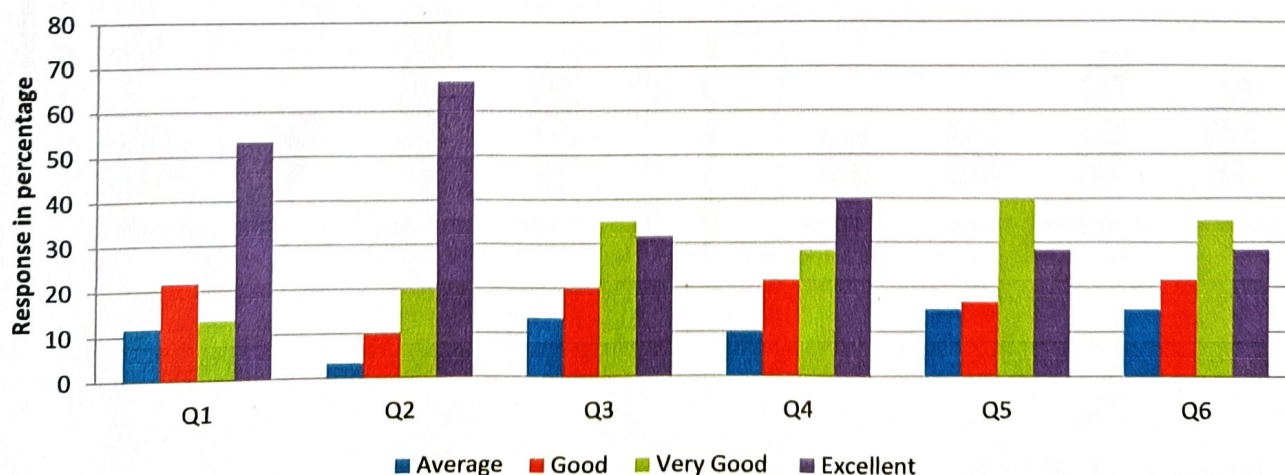
C) Analysis of Alumni's Feedback on Curriculum Design

The feedback received from total 60 alumni's from various areas for the year 2023-24. The four point likert scale is used to analysis of students perception regarding the curriculum in which Likert scale '1' denotes 'Average' and '4' denotes 'Excellence'.

TABLE 3
Alumni's Feedback Analysis for the Academic Year 2023-24

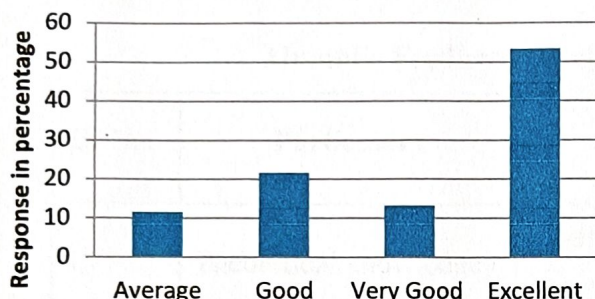
Q. No.	Particulars		Average	Good	Very Good	Excellent
1	Curriculum contains more relevant and interesting subjects.	Count	7	13	8	32
		Percentage	11.67	21.67	13.33	53.33
2	The order of the units / content is well- organized	Count	2	6	12	40
		Percentage	3.33	10	20	66.67
3	Curriculum provides sufficient choice in selecting courses.	Count	8	12	21	19
		Percentage	13.33	20	35	31.67
4	Curriculum is updated	Count	6	13	17	24
		Percentage	10	21.67	28.33	40
5	The curriculum is better suited for achieving employment.	Count	9	10	24	17
		Percentage	15	16.67	40	28.33
6	Research and internships help in enriching knowledge and skills that can be applicable in the job/ profession	Count	9	13	21	17
		Percentage	15	21.67	35	28.33

Alumni's Feedback on Curriculum

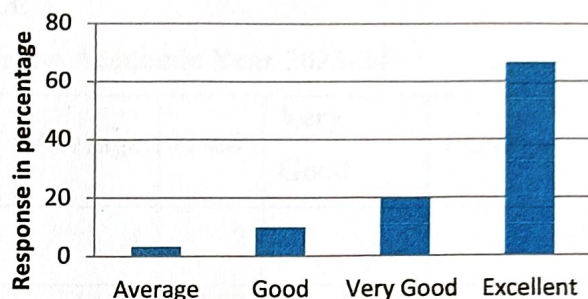


Question wise Analysis

Q.1 Curriculum contains more relevant and interesting subjects.



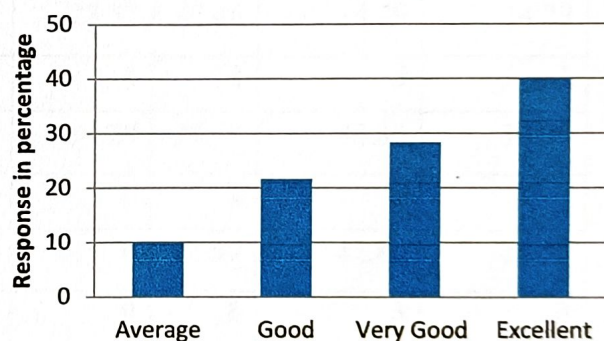
Q.2 The order of the units / content is well- organized



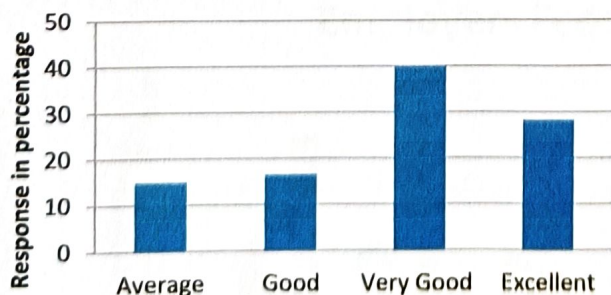
Q.3 Curriculum provides sufficient choice in selecting courses.



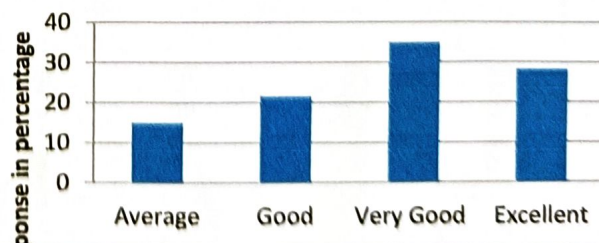
Q.4 Curriculum is updated



Q.5 The curriculum is better suited for achieving employment.



Q.6 Research and internships help in enriching knowledge and skills that can be applicable in the job/ profession




(Dr. S. D. Pawar)
 Principal

Balasaheb Desai College, Patan
 Tal.- Patan Dist.- Satara

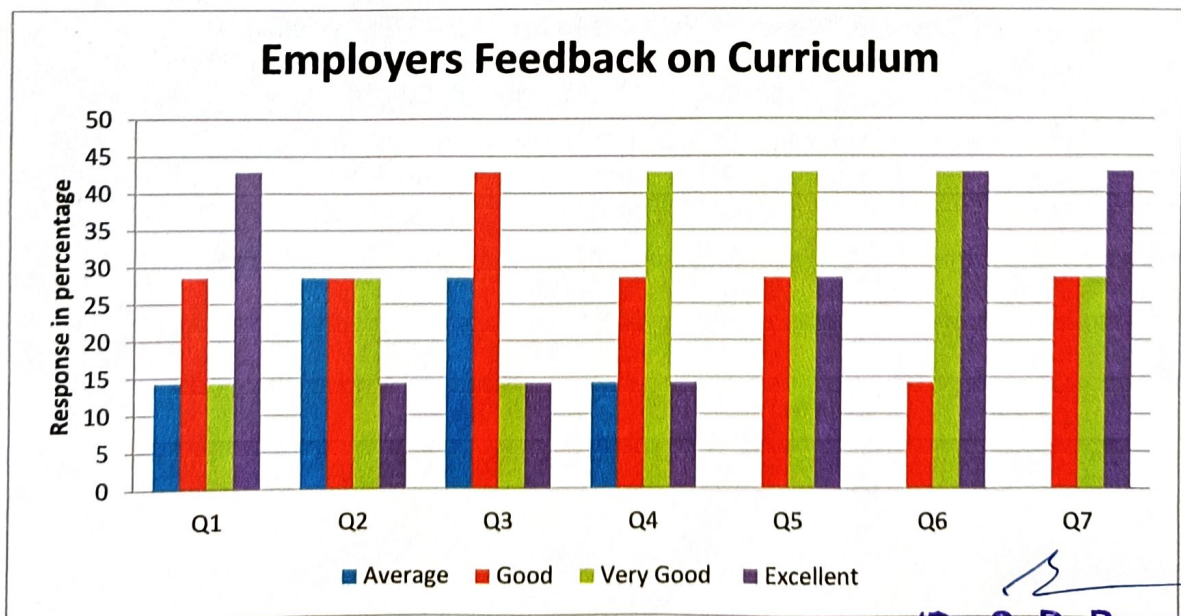
D) Analysis of Employer's Feedback on Curriculum Design

The feedback received from total 7 Employer's from various areas for the year 2023-24. The four point likert scale is used to analysis of students perception regarding the curriculum in which Likert scale '1' denotes 'Average' and '4' denotes 'Excellence'.

TABLE 3

Alumni's Feedback Analysis for the Academic Year 2023-24

Q. No.	Particulars		Average	Good	Very Good	Excellent
1	Theoretical knowledge	Count	1	2	1	3
		Percentage	14.29	28.57	14.29	42.86
2	Application of knowledge	Count	2	2	2	1
		Percentage	28.57	28.57	28.57	14.29
3	Ability to work in a team	Count	2	3	1	1
		Percentage	28.57	42.86	14.29	14.29
4	Creativity	Count	1	2	3	1
		Percentage	14.29	28.57	42.86	14.29
5	Willingness to learn new skill	Count	0	2	3	2
		Percentage	0	28.57	42.86	28.57
6	Sincerity	Count	0	1	3	3
		Percentage	0	14.29	42.86	42.86
7	Integrity	Count	0	2	2	3
		Percentage	0	28.57	28.57	42.86



(Dr. S. D. Pawar)
Principal

Balasaheb Desai College, Patan
Tal.- Patan, Dist.- Satara